

IT FIT 11/220-240/500 CS I (NEW)

ICUTRONIC FIT CS I | Compact constant current LED driver – Non dimmable



Product family features

- Supply voltage: 220...240 V
- Line frequency: 50 Hz | 60 Hz
- Line voltage: 198...264 V
- According to EN 61347-1, 61347-2-13, 62384
- RI suppression according to CISPR 15
- Line harmonics according to IEC 61000-3-2
- Immunity according to IEC 61547

Product family benefits

- Small housing for flexible luminaire designs
- Flexible current selection via DIP switch
- Reversible overtemperature, overload, short-circuit and open-circuit protection

Areas of application

- Extra small design for downlights, spotlights and other indoor luminaries
- Suitable for luminaires of protection classes I and II
- Suitable for indoor SELV installations

Technical data

Electrical data

Nominal input voltage	220...240 V
Nominal output current	350 mA / 400 mA / 450 mA / 500 mA ¹⁾
Nominal output power	3.85...10.5 W
Nominal output voltage	11...21 V
Maximum output power	10.5 W
Mains frequency	50/60 Hz
Input voltage AC	198...264 V ²⁾
Default output current	500 mA
Efficiency in full-load	86 % ³⁾
Galvanic isolation primary/secondary	SELV
Inrush current	< 10 A
Max. ECG no. on circuit breaker 10 A (B)	72
Max. ECG no. on circuit breaker 16 A (B)	116
Output current tolerance	±7.5 %
Output PSTLM	≤1
Output ripple current (100 Hz)	< 5 % ⁴⁾
Output SVM	≤0.4
Power factor λ	0.74C...0.95 ⁵⁾
Protective conductor current	<0.7 mA
Surge capability (L-N)	1 kV
Surge capability (L/N-Ground)	2 kV
Total harmonic distortion	< 10 % ⁶⁾
U-OUT (working voltage)	60 V
Current set	DipSwitch

1) ±7.5%

2) Safety voltage range

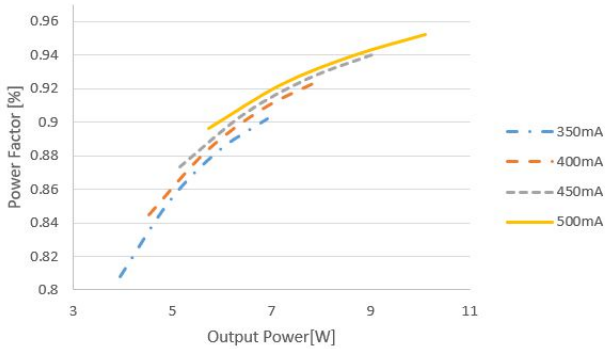
3) at 230 V, 50 Hz

4) Ripple average at 100 Hz

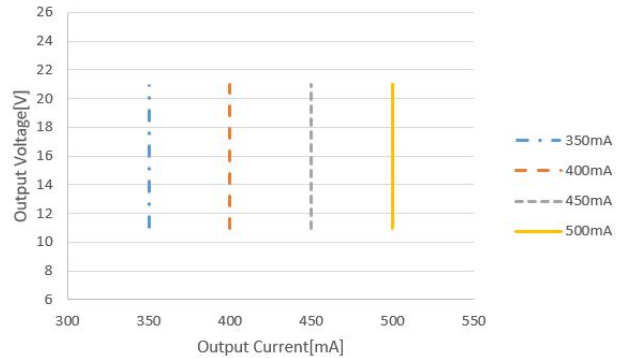
5) Full load at 230 V / 50 Hz

6) At full load, 230 V, 50 Hz / see graphs

Typical Power Factor v Load

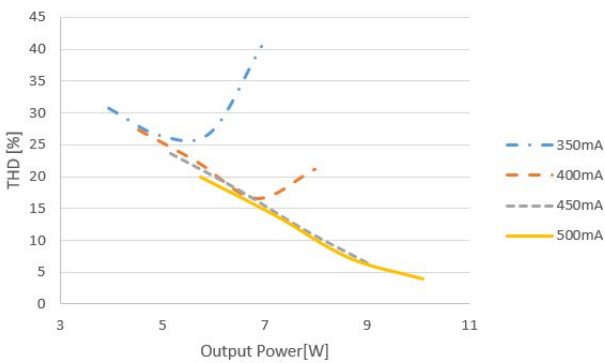


Operating Window



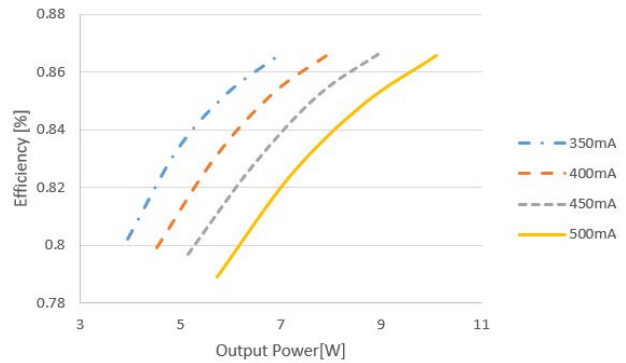
IT FIT 11 500 CS I Typical Power Factor vs. Load

Typical THD v Load



IT FIT 11 500 CS I Operating Window

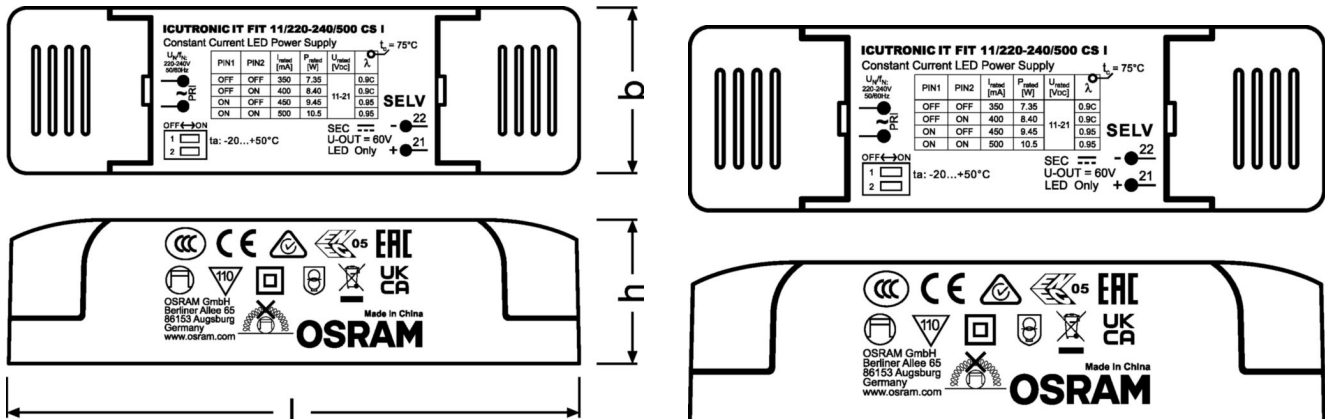
Typical Efficiency v Load 230 V 50 Hz



IT FIT 11 500 CS I Typical THD Vs Load

IT FIT 11 500 CS I Typical Efficiency vs. Load (230 V / 50 Hz)

Dimensions & weight



Length	104.0 mm
Height	26.0 mm
Width	30.0 mm
Product weight	56.00 g
Cable cross-section, input side	0.5...1.5 mm ² / 0.75...1.5 mm ² ¹⁾
Cable cross-section, output side	0.5...1.5 mm ² / 0.75...1.5 mm ² ¹⁾
Cable/wire length, output side	2000 mm
Wire preparation length, input side	7...8 mm
Wire preparation length, output side	7...8 mm
Mounting hole spacing, length	89.4 mm
Mounting hole spacing, width	22.0 mm

1) Solid/ Flexible Leads

Colors & materials

Casing material	Plastic
-----------------	---------

Temperatures & operating conditions

Ambient temperature range	-20...+50 °C
Max.housing temperature in case of fault	110 °C
Maximum temperature at tc test point	75 °C ¹⁾
Permitted rel. humidity during operation	5...85 % ²⁾
Temperature range at storage	-40...+85 °C

1) Measured on tc point indicated on the product label.

2) Maximum 56 days/year at 85 %

Lifespan

ECG lifetime	50000 h ¹⁾
---------------------	-----------------------

1) At maximum $T_c = 70^\circ\text{C}$ / 10% failure rate

Additional product data

Encapsulated	No
---------------------	----

Capabilities

Dimmable	No
Max. cable length to lamp/LED module	2.0 m ¹⁾
Overload protection	Automatic reversible
Overheating protection	Automatic reversible
Suitable for fixtures with prot. class	I / II
Suitable for through-wiring	No
Type of connection, input side	Push terminal
Type of connection, output side	Push terminal
Intended for no-load operation	No
No-load proof	Yes
Number of channels	1
Short-circuit protection	Automatic reversible

1) Output wires must be routed as close as possible to each other

Programming

Programming device	DIPswitch
Tuner4TRONIC	not relevant
Tuner4TRONIC Field App	not relevant

Certificates & standards

Type of protection	IP20
Approval marks – approval	ENEC 05 / CCC / CE / RCM
Standards	Acc. to IEC 61347-1 / Acc. to IEC 61347-2-13 / Acc. to IEC 62384 / Acc. to IEC 61000-3-2 / Acc. to IEC 61000-3-3 / Acc. to IEC 61547

Logistical data

Commodity code	85044083900
----------------	-------------

Environmental information

Information according Art. 33 of EU Regulation (EC) 1907/2006 (REACH)	
Declaration No. in SCIP database	In work
Date of Declaration	29-07-2024
Primary Article Identifier	4062172199308
SCIP_STATUS	In work
SCIP_ID	

Ecodesign regulation information:

Intended for use with LED modules.

The forward voltage of the LED light source shall be within the defined operating window of the control gear in all operating conditions including dimming if applicable.

Separate control gear and light sources must be disposed of at certified disposal companies in accordance with Directive 2012/19/EU (WEEE) in the EU and with Waste Electrical and Electronic Equipment (WEEE) Regulations 2013 in the UK. For this purpose, collection points for recycling centres and take-back systems (CRSO) are available from retailers or private disposal companies, which accept separate control gear and light sources free of charge. In this way, raw materials are conserved and materials are recycled.

Download Data

File		
Certificates	PDF	▶IT FIT CS RCM NSW28523 070621
Certificates	PDF	▶IT FIT CS RCM NSW28523 1 070621
Certificates	PDF	▶IT FIT CS ENEC 35 118614 070621
CAD data 3-dim	Compressed	▶IT FIT CS CAD3PDF 210521
CAD data	Compressed	▶IT FIT CS IGS 210521
CAD data	Compressed	▶IT FIT CS STEP 210521
Mandatory Publications	PDF	▶IT FIT CS CE 4304021 05 080823
Mandatory Publications	PDF	▶IT FIT CS UK DoC 4304027 03 220923
User instruction	PDF	▶ICUTRONIC LED Power Supply

Logistical Data

Product code	Product description	Packaging unit (Pieces/Unit)	Dimensions (length x width x height)	Volume	Gross weight
4062172199308	IT FIT 11/220-240/500 CS I	Shipping carton box 20 Pieces	220 x 162 x 75 mm	2.67 dm ³	60.25 g

The mentioned product code describes the smallest quantity unit which can be ordered. One shipping unit can contain one or more single products. When placing an order, for the quantity please enter single or multiples of a shipping unit

Disclaimer

Subject to change without notice. Errors and omission excepted. Always make sure to use the most recent release.